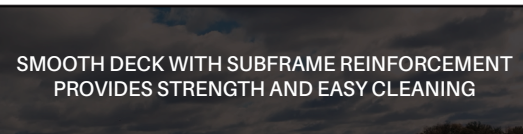


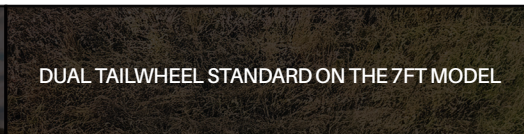
# RC 207 HD ROTARY CUTTER



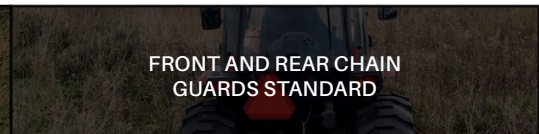
Reclaim your property with the Heavy Duty Rotary Cutter. This mower features a 3" cutting capacity, perfect for handling small trees and brush. The dual tail wheels provide a smooth ride over uneven terrain while ensuring a clean, even cut in tall grass. Front and rear chains keep debris contained within the mulching chamber for a superior finish. These features make it the best all around HD mower on the market to date.



SMOOTH DECK WITH SUBFRAME REINFORCEMENT PROVIDES STRENGTH AND EASY CLEANING



DUAL TAILWHEEL STANDARD ON THE 7FT MODEL



FRONT AND REAR CHAIN GUARDS STANDARD



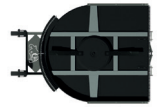
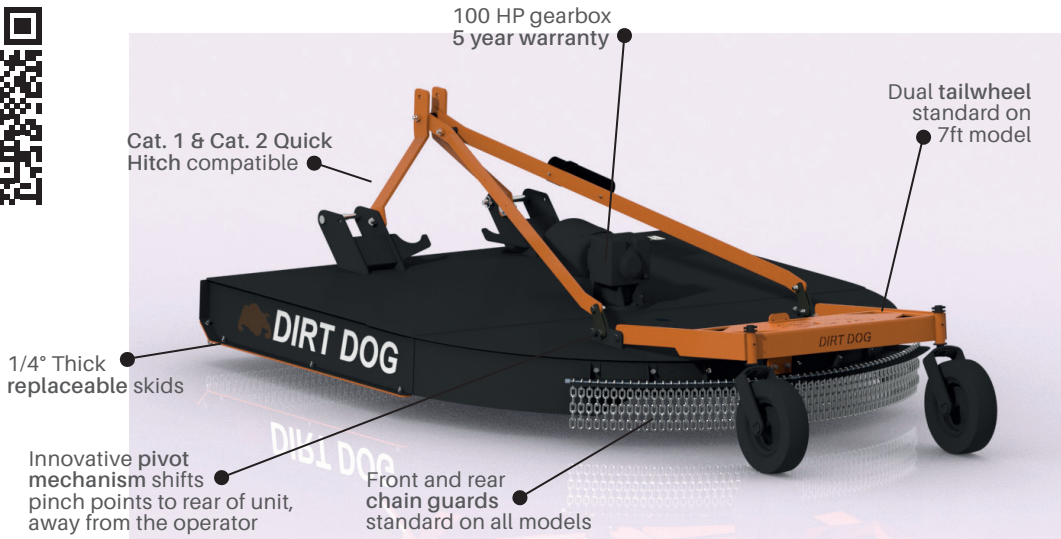


# Mower Attachments



**DIRT DOG**

Take a Picture of This QR Code With Your Smart Phone to See it in Action



## FEATURES & BENEFITS

- Smooth deck with subframe reinforcement for unbeatable strength and easy cleaning
- Front and rear chain guards standard on all models
- 10" tall sidebands for optimized cutting volume
- Dual tailwheel standard on the 7ft model

TRACTOR

## SPECIFICATIONS / OPTIONS

Model	RC207
Weight	1400 lb
Cutting Width	82"
Minimum Cutting Height	2"
Cut Capacity	Grass, weeds and moderate brush (3" diameter)
Hitch Type	Category 1 and 2 Quick Hitch Compatible
Deck Material Thickness	10 gauge deck with subframe reinforcement
Sideband Thickness	7 Gauge
Deck Height	10"
Gearbox HP Rating	100 HP
Gearbox Ratio	1:1.46
Tractor PTO Speed	540 RPM
Tractor PTO Horsepower	45-90 HP
Driveline Rating	Category 8
Driveline Protection	Slip clutch
Stump Jumper	Solid 1" thick bar with 7 gauge pan
Blades	1/2" x 4" forged steel, free swinging
Blade Tip Speed	16,938 Ft/Min
Blade Bolts	Keyed with hardened lock washer and nut
Skids	1/4" thick. Bolt on replaceable.
Tailwheel	Dual tailwheel. 4" wide x 15" diameter, laminated tire
Safety Guards	Chain Guards front and back
Warranty	2 Year Product Warranty, 5 Year Gearbox Warranty

Available Colors:

